

General information about company	
Scrip code	543669
NSE Symbol	RUSTOMJEE
MSEI Symbol	NOTLISTED
ISIN	INE263M01029
Name of the company	KEYSTONE REALTORS LIMITED
Whether company is SME	No
Class of Security	Equity Shares
Type of report	Quarterly
Quarter Ended / Half year ended/Date of Report (For Prelisting / Allotment)	31-03-2025
Date of allotment / extinguishment (in case Capital Restructuring selected) / Listing Date	
Shareholding pattern filed under	Regulation 31 (1) (b)
Whether the listed entity is Public Sector Undertaking (PSU)?	No

**Declaration**

Sr. No.	Particular	Yes/No	Promoter and Promoter Group	Public shareholder	Non Promoter- Non Public
1	Whether the Listed Entity has issued any partly paid up shares?	No	No	No	No
2	Whether the Listed Entity has issued any Convertible Securities ?	No	No	No	No
3	Whether the Listed Entity has issued any Warrants ?	No	No	No	No
4	Whether the Listed Entity has any shares against which depository receipts are issued?	No	No	No	No
5	Whether the Listed Entity has any shares in locked-in?	No	No	No	No
6	Whether any shares held by promoters are pledge or otherwise encumbered?	No	No		
7	Whether company has equity shares with differential voting rights?	No	No	No	No
8	Whether the listed entity has any significant beneficial owner?	No			

**Table VI - Statement showing foreign ownership limits**

<b>Particular</b>	<b>Approved limits (%)</b>	<b>Limits utilized (%)</b>
As on shareholding date	100	3.18
As on the end of previous 1st quarter	100	3.31
As on the end of previous 2nd quarter	100	3.4
As on the end of previous 3rd quarter	100	3.24
As on the end of previous 4th quarter	100	2.33

**Table I - Summary Statement holding of specified securities**

Category (I)	Category of shareholder (II)	Nos. Of shareholders (III)	No. of fully paid up equity shares held (IV)	No. Of Partly paid-up equity shares held (V)	No. Of shares underlying Depository Receipts (VI)	Total nos. shares held (VII) = (IV)+ (V)+ (VI)	Shareholding as a % of total no. of shares (calculated as per SCRR, 1957) (VIII) As a % of (A+B+C2)	Number of Voting Rights held in each class of securities (IX)			
								No of Voting (XIV) Rights			Total as a % of (A+B+C)
								Class eg: X	Class eg:y	Total	
(A)	Promoter & Promoter Group	9	98735590			98735590	78.35	98735590		98735590	78.35
(B)	Public	19135	27290733			27290733	21.65	27290733		27290733	21.65
(C)	Non Promoter-Non Public										
(C1)	Shares underlying DRs										
(C2)	Shares held by Employee Trusts										
	Total	19144	126026323			126026323	100	126026323		126026323	100

**Table I - Summary Statement holding of specified securities**

Category (I)	Category of shareholder (II)	No. Of Shares Underlying Outstanding convertible securities (X)	No. of Shares Underlying Outstanding Warrants (Xi)	No. Of Shares Underlying Outstanding convertible securities and No. Of Warrants (Xi) (a)	Shareholding , as a % assuming full conversion of convertible securities ( as a percentage of diluted share capital) (XI)= (VII)+(X) As a % of (A+B+C2)	Number of Locked in shares (XII)		Number of Shares pledged or otherwise encumbered (XIII)		Number of equity shares held in dematerialized form (XIV)	Sub-categorization of shares		
						No. (a)	As a % of total Shares held (b)	No. (a)	As a % of total Shares held (b)		Sub-category (i)	Sub-category (ii)	Sub-category (iii)
(A)	Promoter & Promoter Group				78.35					98735590			
(B)	Public				21.65					27290733	0	0	0
(C)	Non Promoter-Non Public												
(C1)	Shares underlying DRs												
(C2)	Shares held by Employee Trusts												
	Total				100					126026323	0	0	0

**Table II - Statement showing shareholding pattern of the Promoter and Promoter Group**

Sr.	Category & Name of the Shareholders (I)	Nos. Of shareholders (III)	No. of fully paid up equity shares held (IV)	No. Of Partly paid-up equity shares held (V)	No. Of shares underlying Depository Receipts (VI)	Total nos. shares held (VII) = (IV)+(V)+(VI)	Shareholding as a % of total no. of shares (calculated as per SCRR, 1957) (VIII) As a % of (A+B+C2)	Number of Voting Rights held in each class of securities (IX)			
								No of Voting (XIV) Rights			Total as a % of Total Voting rights
								Class eg: X	Class eg:y	Total	
A	Table II - Statement showing shareholding pattern of the Promoter and Promoter Group										
(1)	Indian										
(a)	Individuals/Hindu undivided Family	3	95719920			95719920	75.95	95719920		95719920	75.95
(d)	Any Other (specify)	6	3015670			3015670	2.39	3015670		3015670	2.39
Sub-Total (A) (1)		9	98735590			98735590	78.35	98735590		98735590	78.35
(2)	Foreign										
Total Shareholding of Promoter and Promoter Group (A)=(A)(1)+(A)(2)		9	98735590			98735590	78.35	98735590		98735590	78.35
B	Table III - Statement showing shareholding pattern of the Public shareholder										
(1)	Institutions (Domestic)										
(a)	Mutual Funds	3	9301303			9301303	7.38	9301303		9301303	7.38
(c)	Alternate Investment Funds	3	3137104			3137104	2.49	3137104		3137104	2.49
(e)	Insurance Companies	4	7961069			7961069	6.32	7961069		7961069	6.32
Sub-Total (B)(1)		10	20399476			20399476	16.19	20399476		20399476	16.19
(2)	Institutions (Foreign)										
(d)	Foreign Portfolio Investors Category I	29	3833760			3833760	3.04	3833760		3833760	3.04
(e)	Foreign Portfolio Investors Category II	6	74064			74064	0.06	74064		74064	0.06
Sub-Total (B)(2)		35	3907824			3907824	3.1	3907824		3907824	3.1
(3)	Central Government / State Government(s)										
(4)	Non-institutions										
(g)	Resident Individuals holding nominal share capital up to Rs. 2 lakhs	17891	1701250			1701250	1.35	1701250		1701250	1.35
(h)	Resident Individuals holding nominal share capital in excess of Rs. 2 lakhs	6	455630			455630	0.36	455630		455630	0.36
(i)	Non Resident Indians (NRIs)	576	95653			95653	0.08	95653		95653	0.08
(l)	Bodies Corporate	114	631237			631237	0.5	631237		631237	0.5
(m)	Any Other (specify)	503	99663			99663	0.08	99663		99663	0.08
Sub-Total (B)(4)		19090	2983433			2983433	2.37	2983433		2983433	2.37
Total Public Shareholding (B)=(B)(1)+(B)(2)+(B)(3)+(B)(4)		19135	27290733			27290733	21.65	27290733		27290733	21.65
C	Table IV - Statement showing shareholding pattern of the Non Promoter- Non Public shareholder										

Total ( A+B+C2 )		19144	126026323			126026323	100	126026323		126026323	100
Total (A+B+C )		19144	126026323			126026323	100	126026323		126026323	100




Table II - Statement showing shareholding pattern of the Promoter and Promoter Group												
Sr.	No. Of Shares Underlying Outstanding convertible securities (X)	No. of Shares Underlying Outstanding Warrants (Xi)	No. Of Shares Underlying Outstanding convertible securities and No. Of Warrants (Xi) (a)	Shareholding , as a % assuming full conversion of convertible securities ( as a percentage of diluted share capital) (XI)= (VII)+(X) As a % of (A+B+C2)	Number of Locked in shares (XII)		Number of Shares pledged or otherwise encumbered (XIII)		Number of equity shares held in dematerialized form (XIV)	Sub-categorization of shares		
					No. (a)	As a % of total Shares held (b)	No. (a)	As a % of total Shares held (b)		Sub-category (i)	Sub-category (ii)	Sub-category (iii)
A	Table II - Statement showing shareholding pattern of the Promoter and Promoter Group											
(1)	Indian											
(a)				75.95					95719920			
(d)				2.39					3015670			
Sub-Total (A) (1)				78.35					98735590			
(2)	Foreign											
Total Shareholding of Promoter and Promoter Group (A)= (A)(1)+(A)(2)				78.35					98735590			
B	Table III - Statement showing shareholding pattern of the Public shareholder											
(1)	Institutions (Domestic)											
(a)				7.38					9301303	0	0	0
(c)				2.49					3137104	0	0	0
(e)				6.32					7961069	0	0	0
Sub-Total (B) (1)				16.19					20399476	0	0	0
(2)	Institutions (Foreign)											
(d)				3.04					3833760	0	0	0
(e)				0.06					74064	0	0	0
Sub-Total (B) (2)				3.1					3907824	0	0	0
(3)	Central Government / State Government(s)											
(4)	Non-institutions											
(g)				1.35					1701250	0	0	0
(h)				0.36					455630	0	0	0
(i)				0.08					95653	0	0	0
(l)				0.5					631237	0	0	0
(m)				0.08					99663	0	0	0
Sub-Total (B) (4)				2.37					2983433	0	0	0
Total Public Shareholding (B)=(B)(1)+(B)(2)+(B)(3)+(B)(4)				21.65					27290733	0	0	0
C	Table IV - Statement showing shareholding pattern of the Non Promoter- Non Public shareholder											
Total ( A+B+C2 )				100					126026323			



Total (A+B+C )				100					126026323	
Disclosure of notes in case of public share holding is less than 25 percentage								Textual Information(1)		

Text Block	
Textual Information()	The Company got listed in November 2022, so the current public shareholding is below 25%.

Individuals/Hindu undivided Family				
Serial No.	1	2	3	
Name of the Shareholders (I)	Boman Rustom Irani	Chandresh Dinesh Mehta	Percy Sorabji Chowdhry	<a href="#">Click here to go back</a>
PAN (II)	AADPI6172L	AAEPM9694C	AAFPC4467Q	Total
No. of fully paid up equity shares held (IV)	47872460	23911230	23936230	95719920
No. Of Partly paid-up equity shares held (V)				
No. Of shares underlying Depository Receipts (VI)				
Total nos. shares held (VII) = (IV)+ (V)+ (VI)	47872460	23911230	23936230	95719920
Shareholding as a % of total no. of shares (calculated as per SCRR, 1957) (VIII) As a % of (A+B+C2)	37.99	18.97	18.99	75.95
Number of Voting Rights held in each class of securities (IX)				
Class eg:X	47872460	23911230	23936230	95719920
Class eg:y				
Total	47872460	23911230	23936230	95719920
Total as a % of Total Voting rights	37.99	18.97	18.99	75.95
No. Of Shares Underlying Outstanding convertible securities (X)				
No. of Shares Underlying Outstanding Warrants (Xi)				
No. Of Shares Underlying Outstanding convertible securities and No. Of Warrants (Xi) (a)				
Shareholding , as a % assuming full conversion of convertible securities (as a percentage of diluted share capital) (XI)= (VII)+(Xi)(a) As a % of (A+B+C2)	37.99	18.97	18.99	75.95
Number of Locked in shares (XII)				
No. (a)				
As a % of total Shares held (b)				
Number of Shares pledged or otherwise encumbered (XIII)				

No. (a)				
As a % of total Shares held (b)				
Number of equity shares held in dematerialized form (XIV)	47872460	23911230	23936230	95719920
Reason for not providing PAN				
Reason for not providing PAN				
Shareholder type	Promoter	Promoter	Promoter	

## Any Other (specify)

Searial No.	1	2	3	4	5	6
Category	Bodies Corporate	Trusts	Trusts	Trusts	Director or Director's Relatives	Director or Director's Relatives
Name of the Shareholders (I)	Dreamz Dwellers LLP	Viking Trust	Chandresh Mehta Family Trust	Percy Chowdhry Family Trust	Kinjal Chandresh Mehta	Neepa Vikram Shah
PAN (II)	AAMFD0375P	AACTB2703R	AABTC5883E	AACTP4749H	AJXPS4599Q	BGBPS8222A
No. of the Shareholders (I)	1	1	1	1	1	1
No. of fully paid up equity shares held (IV)	2899000	45790	22890	22890	15000	10100
No. Of Partly paid-up equity shares held (V)						
No. Of shares underlying Depository Receipts (VI)						
Total nos. shares held (VII) = (IV)+ (V)+ (VI)	2899000	45790	22890	22890	15000	10100
Shareholding as a % of total no. of shares (calculated as per SCRR, 1957) (VIII) As a % of (A+B+C2)	2.3	0.04	0.02	0.02	0.01	0.01
Number of Voting Rights held in each class of securities (IX)						
Class eg: X	2899000	45790	22890	22890	15000	10100
Class eg:y						
Total	2899000	45790	22890	22890	15000	10100
Total as a % of Total Voting rights	2.3	0.04	0.02	0.02	0.01	0.01
No. Of Shares Underlying Outstanding convertible securities (X)						
No. of Shares Underlying Outstanding Warrants (Xi)						
No. Of Shares Underlying Outstanding convertible securities and No. Of Warrants (Xi) (a)						
Shareholding , as a % assuming full conversion of convertible securities (as a percentage of diluted share capital) (XI)= (VII)+(X) As a % of (A+B+C2)	2.3	0.04	0.02	0.02	0.01	0.01
Number of Locked in shares (XII)						
No. (a)						



**Any Other (specify)**

Serial No.	
Category	<a href="#">Click here to go back</a>
Name of the Shareholders (I)	
PAN (II)	Total
No. of the Shareholders (I)	6
No. of fully paid up equity shares held (IV)	3015670
No. Of Partly paid-up equity shares held (V)	
No. Of shares underlying Depository Receipts (VI)	
Total nos. shares held (VII) = (IV)+ (V)+ (VI)	3015670
Shareholding as a % of total no. of shares (calculated as per SCRR, 1957) (VIII) As a % of (A+B+C2)	2.39
Number of Voting Rights held in each class of securities (IX)	
Class eg: X	3015670
Class eg:y	
Total	3015670
Total as a % of Total Voting rights	2.39
No. Of Shares Underlying Outstanding convertible securities (X)	
No. of Shares Underlying Outstanding Warrants (Xi)	
No. Of Shares Underlying Outstanding convertible securities and No. Of Warrants (Xi) (a)	
Shareholding , as a % assuming full conversion of convertible securities (as a percentage of diluted share capital) (XI)= (VII)+(X) As a % of (A+B+C2)	2.39
Number of Locked in shares (XII)	
No. (a)	

As a % of total Shares held (b)	
Number of Shares pledged or otherwise encumbered (XIII)	
No. (a)	
As a % of total Shares held (b)	
Number of equity shares held in dematerialized form (XIV)	3015670
Reason for not providing PAN	
Reason for not providing PAN	
Shareholder type	



## Mutual Funds


Searial No.	1	2	
Name of the Shareholders (I)	Quant Mutual Fund - Quant Small Cap Fund	Tata Mutual Fund - Tata Small Cap Fund	<a href="#">Click here to go back</a>
PAN (II)	AAATE0120D	AAATT0570A	Total
No. of fully paid up equity shares held (IV)	6219091	2734324	8953415
No. Of Partly paid-up equity shares held (V)			
No. Of shares underlying Depository Receipts (VI)			
Total nos. shares held (VII) = (IV)+ (V)+ (VI)	6219091	2734324	8953415
Shareholding as a % of total no. of shares (calculated as per SCRR, 1957) (VIII) As a % of (A+B+C2)	4.93	2.17	7.1
Number of Voting Rights held in each class of securities (IX)			
Class eg: X	6219091	2734324	8953415
Class eg:y			
Total	6219091	2734324	8953415
Total as a % of Total Voting rights	4.93	2.17	7.1
No. Of Shares Underlying Outstanding convertible securities (X)			
No. of Shares Underlying Outstanding Warrants (Xi)			
No. Of Shares Underlying Outstanding convertible securities and No. Of Warrants (Xi) (a)			
Shareholding , as a % assuming full conversion of convertible securities (as a percentage of diluted share capital) (XI)= (VII)+(X) As a % of (A+B+C2)	4.93	2.17	7.1
Number of Locked in shares (XII)			
No. (a)			
As a % of total Shares held (b)			

Number of equity shares held in dematerialized form (XIV)	6219091	2734324	8953415
Reason for not providing PAN			
Reason for not providing PAN			
Sub-categorization of shares			
Shareholding (No. of shares) under			
Sub-category (i)	0	0	0
Sub-category (ii)	0	0	0
Sub-category (iii)	0	0	0

### Alternate Investment Funds

Searial No.	1	2	
Name of the Shareholders (I)	Ananta Capital Ventures Fund 1	Hdfc Capital Affordable Real Estate Fund-3	<a href="#">Click here to go back</a>
PAN (II)	AAJTA3075C	AACTH3806R	Total
No. of fully paid up equity shares held (IV)	1515152	1501952	3017104
No. Of Partly paid-up equity shares held (V)			
No. Of shares underlying Depository Receipts (VI)			
Total nos. shares held (VII) = (IV)+ (V)+ (VI)	1515152	1501952	3017104
Shareholding as a % of total no. of shares (calculated as per SCRR, 1957) (VIII) As a % of (A+B+C2)	1.2	1.19	2.39
Number of Voting Rights held in each class of securities (IX)			
Class eg: X	1515152	1501952	3017104
Class eg:y			
Total	1515152	1501952	3017104
Total as a % of Total Voting rights	1.2	1.19	2.39
No. Of Shares Underlying Outstanding convertible securities (X)			
No. of Shares Underlying Outstanding Warrants (Xi)			
No. Of Shares Underlying Outstanding convertible securities and No. Of Warrants (Xi) (a)			
Shareholding , as a % assuming full conversion of convertible securities (as a percentage of diluted share capital) (XI)= (VII)+(X) As a % of (A+B+C2)	1.2	1.19	2.39
Number of Locked in shares (XII)			
No. (a)			
As a % of total Shares held (b)			

Number of equity shares held in dematerialized form (XIV)	1515152	1501952	3017104
Reason for not providing PAN			
Reason for not providing PAN			
Sub-categorization of shares			
Shareholding (No. of shares) under			
Sub-category (i)	0	0	0
Sub-category (ii)	0	0	0
Sub-category (iii)	0	0	0



### Foreign Portfolio Investors Category I


Searial No.	1	
Name of the Shareholders (I)	Abu Dhabi Investment Authority - Monsoon	<a href="#">Click here to go back</a>
PAN (II)	AAACA4380N	Total
No. of fully paid up equity shares held (IV)	1528350	1528350
No. Of Partly paid-up equity shares held (V)		
No. Of shares underlying Depository Receipts (VI)		
Total nos. shares held (VII) = (IV)+ (V)+ (VI)	1528350	1528350
Shareholding as a % of total no. of shares (calculated as per SCRR, 1957) (VIII) As a % of (A+B+C2)	1.21	1.21
Number of Voting Rights held in each class of securities (IX)		
Class eg: X	1528350	1528350
Class eg:y		
Total	1528350	1528350
Total as a % of Total Voting rights	1.21	1.21
No. Of Shares Underlying Outstanding convertible securities (X)		
No. of Shares Underlying Outstanding Warrants (Xi)		
No. Of Shares Underlying Outstanding convertible securities and No. Of Warrants (Xi) (a)		
Shareholding , as a % assuming full conversion of convertible securities (as a percentage of diluted share capital) (XI)= (VII)+(X) As a % of (A+B+C2)	1.21	1.21
Number of Locked in shares (XII)		
No. (a)		
As a % of total Shares held (b)		

Number of equity shares held in dematerialized form (XIV)	1528350	1528350
Reason for not providing PAN		
Reason for not providing PAN		
Sub-categorization of shares		
Shareholding (No. of shares) under		
Sub-category (i)	0	0
Sub-category (ii)	0	0
Sub-category (iii)	0	0

### Insurance Companies

Searial No.	1	2	
Name of the Shareholders (I)	Sbi Life Insurance Co. Ltd	Aditya Birla Sun Life Insurance Company Limited	<a href="#">Click here to go back</a>
PAN (II)	AAFCS2530P	AABCB4623J	Total
No. of fully paid up equity shares held (IV)	4351487	1958383	6309870
No. Of Partly paid-up equity shares held (V)			
No. Of shares underlying Depository Receipts (VI)			
Total nos. shares held (VII) = (IV)+ (V)+ (VI)	4351487	1958383	6309870
Shareholding as a % of total no. of shares (calculated as per SCRR, 1957) (VIII) As a % of (A+B+C2)	3.45	1.55	5.01
Number of Voting Rights held in each class of securities (IX)			
Class eg: X	4351487	1958383	6309870
Class eg:y			
Total	4351487	1958383	6309870
Total as a % of Total Voting rights	3.45	1.55	5.01
No. Of Shares Underlying Outstanding convertible securities (X)			
No. of Shares Underlying Outstanding Warrants (Xi)			
No. Of Shares Underlying Outstanding convertible securities and No. Of Warrants (Xi) (a)			
Shareholding , as a % assuming full conversion of convertible securities (as a percentage of diluted share capital) (XI)= (VII)+(X) As a % of (A+B+C2)	3.45	1.55	5.01
Number of Locked in shares (XII)			
No. (a)			
As a % of total Shares held (b)			

Number of equity shares held in dematerialized form (XIV)	4351487	1958383	6309870
Reason for not providing PAN			
Reason for not providing PAN			
Sub-categorization of shares			
Shareholding (No. of shares) under			
Sub-category (i)	0	0	0
Sub-category (ii)	0	0	0
Sub-category (iii)	0	0	0





Any Other (specify)				
Searial No.	1	2	3	
Category	Trusts	HUF	Clearing Members	
Category / More than 1 percentage	Category	Category	Category	
Name of the Shareholders (I)				Click here to go back
PAN (II)				Total
No. of the Shareholders (I)	1	501	1	503
No. of fully paid up equity shares held (IV)	190	99463	10	99663
No. Of Partly paid-up equity shares held (V)				
No. Of shares underlying Depository Receipts (VI)				
Total nos. shares held (VII) = (IV)+ (V)+ (VI)	190	99463	10	99663
Shareholding as a % of total no. of shares (calculated as per SCRR, 1957) (VIII) As a % of (A+B+C2)	0	0.08	0	0.08
Number of Voting Rights held in each class of securities (IX)				
Class eg: X	190	99463	10	99663
Class eg:y				
Total	190	99463	10	99663
Total as a % of Total Voting rights	0	0.08	0	0.08
No. Of Shares Underlying Outstanding convertible securities (X)				
No. of Shares Underlying Outstanding Warrants (Xi)				
No. Of Shares Underlying Outstanding convertible securities and No. Of Warrants (Xi) (a)				
Shareholding , as a % assuming full conversion of convertible securities (as a percentage of diluted share capital) (XI)= (VII)+(X) As a % of (A+B+C2)	0	0.08	0	0.08
Number of Locked in shares (XII)				



